

MINISILK FT

MINISILK FT: THE RIGHT PULSE FOR EVERY MEDICAL-AESTHETIC CENTRE

Hair removal using Minisilk FT is a gradual, painless, and effective treatment for all types of hair, skin, and phototype. Benefits include a permanent reduction in the number of hairs and a dramatic slowdown of regrowth. The effectiveness of Deka technologies and the broad handpiece speed up treatment time, making Minisilk FT especially suitable for larger body areas. High performance, safe technology and modest outlay make Minisilk FT the ideal instrument to meet patients' needs, from hair removal to skin photorejuvenation. Even when higher intensities are required, the fractioning of the Minisilk FT pulse allows to act on the target structure only, without thermal damage to the surrounding areas. Deka's intelligent technologies also include an interchangeable filter system and a cooling system integrated in the handpiece, making it practical for the doctor and comfortable for the patient.

"Numerous patients ask me how to solve the problem of superfluous hair without becoming slaves to creams and waxing. So I set about finding the technological solution best suited to their needs and mine: in short, a practical, versatile, and why not, also economical device. Deka's Minisilk FT possesses all these qualities: it enables a wide range of treatments, from progressive hair removal, increasingly sought-after by patients, to photorejuvenation. It is very easy to change the filters to suit the application and phototype: therefore I can focus each treatment on the real needs of my patients, ensuring their total comfort and the shortest possible post-op recovery time. The execution speed offers a dual benefit: my patients achieve their goal after several short sessions and my studio boosts its economic performance without sacrificing safety."

Prof. Giovanni Cannarozzo, MD
Department of Dermatology
University of Florence, Italy

TECHNICAL DATA

Source	Xe Lamp
Spectrum of Emission	500 – 1200 nm 520 – 1200 nm 550 – 1200 nm 600 – 1200 nm 650 – 1200 nm
Energy per Pulse	160 J (max)
Pulse Duration	From 3 to 8 ms
Delay between Pulses	From 5 to 50 ms
Number of Pulses	From 1 to 3
Repetition Rate	2 s (min.)
Treatment Area	48 mm x 13 mm (6,2 cm ²) 23 mm x 13 mm (3 cm ²) - optional
Fluence	Up to 25 J/cm ²
Integrated Skin Cooling	Contact Peltier system (from 4 to 12 °C)
Emission Control	Footswitch
Electrical Requirements	230V _{ac} / 10 A (max) / 50-60 Hz
Dimensions & Weight	22 cm (H), 45 cm (W), 37 cm (D), 16 Kg



MINISILK_FT

HAIR REMOVAL - VASCULAR AND PIGMENTARY PHOTOREJUVENATION

CE
0459



Dealer stamp



www.dekalaser.com

DEKA M.E.L.A. s.r.l.
Via Baldanzese, 17 - 50041 Calenzano (FI) - Italy
Tel. +39 055 8874942 - Fax +39 0558832884

Deka The Code of Excellence
A spin-off of the EL En Group, Deka is a world-class leader in the design and manufacture of lasers and light sources for applications in the medical field. DEKA markets its devices in more than 80 countries throughout an extensive network of international distributors as well as direct offices in France, Germany, U.S., Japan, and Italy. Excellence is the hallmark of DEKA's experience and recognition garnered in the sphere of R&D in over thirty years of activity. Quality, innovation and technological excellence place Deka and its products in a unique and distinguished position in the global arena. Deka manufactures laser devices in compliance with the specifications of Directive 93/42/EC and its quality assurance system, certified by is in accordance with the ISO 9001 and ISO 13485 standards.

DEKA M.E.L.A. s.r.l. - All rights reserved - In order to improve its products the company reserves the right to modify these specifications without prior notice.

MINISILK FT



MEDICINE AND AESTHETICS

MINISILK FT

Deka Pulsed Light: Light, Compact, Extremely Versatile
Power and fractioned pulse: the ideal technological solution for every phototype

Hair Removal
Vascular and Pigmentary Photorejuvenation



The Code of Excellence

MEDICINE AND AESTHETICS

MINISILK FT

LIGHT, VERSATILE, USER-FRIENDLY

Minisilk FT represents the latest in the pulsed light technologies developed by Deka. This system has been designed in line with user-friendly criteria such as simplicity of use, practicality, and effectiveness.

This is an extremely compact and lightweight device, which can easily be moved from one place to another. The ability of changing the handpiece filters enables rapid selection of the type of application depending on the patient's phototype.

The Minisilk FT action is amazingly effective for hair removal and photorejuvenation. Patients obtain visible and aesthetically impressive results after a personalised cycle of sessions. The pulsed light stimulates the production of new collagen, improving skin tone, texture, and glow. As a result of its speed and precision, Minisilk FT gives the skin a trauma-free and scalpel-free lifting effect.

Minisilk FT can be used all over the body, even on more difficult areas such as the face, neck, and throat. The effects are already visible after 4 or 5 treatments and continue to improve over the following months.

Pigmentary lesions, couperose, rosacea, enlarged pores, age spots, superficial vascular lesions: the Minisilk pulsed light has a specific and targeted action on a wide variety of skin imperfections.

5	Interchangeable filters, with different spectrum of emission, for a single pulsed light handpiece. It takes only a moment to adjust the emission to the specific application and the patient's phototype.
11	Adjustable levels for contact skin-cooling system integrated in the handpiece.
36 litri	Compact technology. The reduced size of Minisilk FT makes it easy to move around.
2	Available treatment spot size for each filter: 48 x 13 mm (6,2 cm ²) e 23 x 13 mm (3 cm ²). It is now possible to choose the ideal spot size based on the various treatment areas.
700 gr.	Lighweight and compact handpiece for effortless treatment
Power Meter	A power meter incorporated in the system monitors the correct operation of the handpiece at all times.



FT pulsed light handpiece: compact, lightweight and ergonomic. Maximum comfort for the professional.



5 interchangeable filters with different emission spectra a complete range of wavelengths at the physician's finger tips.

MAXIMUM VERSATILITY WITH INTERCHANGEABLE FILTERS

The FT pulsed light handpiece features interchangeable filters. By simply switching filters, without changing handpiece, physicians can now select the most suitable wavelength range for the desired application and patient's phototype in just a few seconds.

The use of various wavelengths (500, 520, 550, 600, 650 nm) ensures greater light absorption by the melanin in the hair, even with darker phototypes.

Fast and Safe for All Skins

One of the advantages of pulsed light is faster treatment time. Deka has further enhanced this benefit by designing a handpiece with an emission surface of 48x16 mm, one of the largest on the market. Hair removal treatments on large areas such as chest, legs, or back, are carried out more rapidly and in total safety.

The Fractioned Pulse: a Guarantee of Safety

The Minisilk FT pulse can be divided into three pulses: a feature that makes this technology ideal for removing hair or spots on dark skins. Fractioned pulses make it possible to use much higher fluences while protecting the skin: the doctor can select the duration and energy of each individual pulse, and also set the interval. Deka's intelligent technology protects healthy skin and prevents thermal damage.

Reduced Risk of Thermal Damage

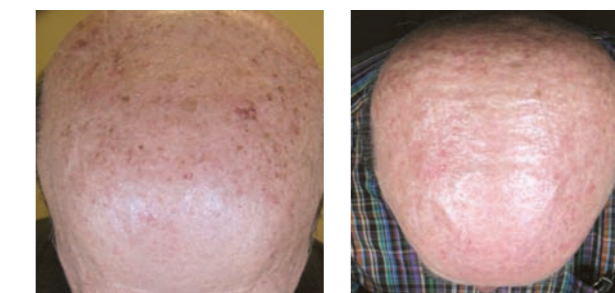
The new contact skin-cooling system guarantees painless and minimally invasive treatments. This innovative Deka system enables physicians to irradiate the skin with high fluences without any side effects such as redness or burns. Maximum comfort for the patient, maximum safety for the doctor.

IMPROVING TREATMENT, OPTIMISING ECONOMIC PERFORMANCE

Minisilk FT features a control tool that is extremely useful in daily practice. The integrated power meter constantly monitors the number of pulses emitted, the real effectiveness of each individual pulse, and the correct operation of the handpiece. The creation of this instrument has made Deka one of the few companies on the market that can guarantee the quantity and quality of the pulses. By allowing doctors and operators to control the effectiveness and correctness of the energy emitted, Deka also offers the possibility of monitoring the duration and operation of the lamp over time. Medical studios can thus avoid undue and uncontrolled expenditure: the power meter makes it possible to test the handpiece at all times, reducing costs and maximising the economic return on the investment.



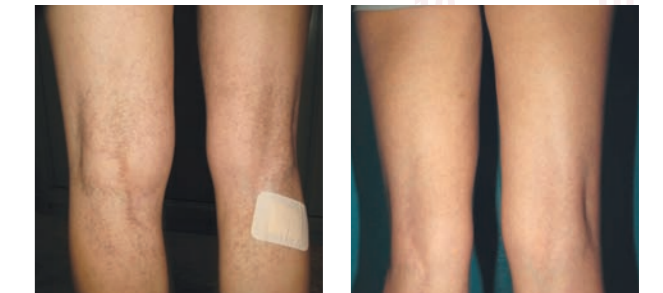
By courtesy of G. Cannarozzo, MD – P. Bonan, MD – P. Campolmi, MD Florence, Italy. (Photos using polarized light)



By courtesy of G. Cannarozzo, MD – P. Bonan, MD – P. Campolmi, MD Florence, Italy.



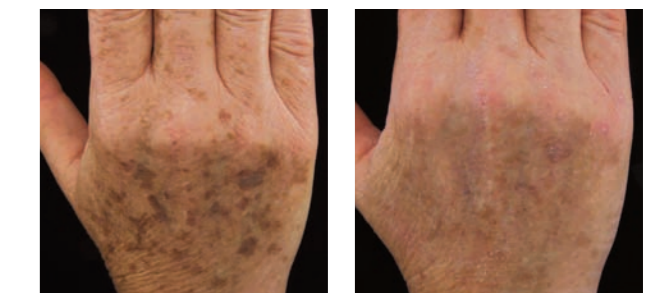
By courtesy of A. Pulvirenti – Catania, Italy.



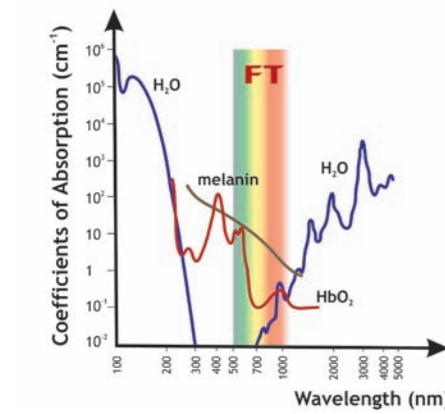
By courtesy of G. Cannarozzo, MD – P. Bonan, MD – P. Campolmi, MD Florence, Italy. (Photos using polarized light)



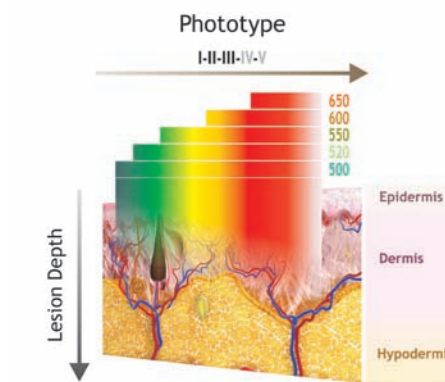
By courtesy of A. Pulvirenti – Catania, Italy.



By courtesy of A. Pulvirenti – Catania, Italy.



Main skin chromophores absorption spectrum: melanin, water and oxyhemoglobin.



The interaction of the different wavelengths and skin layers determines the choice of the appropriate filter based on the treatment and patient phototype.